



Solutions of communication

for intervention helmets





Communication, what for?

During most of fire fighting units' interventions (building fire, casualty rescue, forest fires, etc.), men's coordination is crucial for the success of the operations.

Without efficient communication (between them and with the operations command), the men of the intervention unit operate "blindly" and can be exposed to danger thus compromising the success of rescue operations.

Coordinating the actions to be carried out, alerting about impending danger, organizing at best men's work: these are the major stakes that impose an appropriate system of communication.

Communicating, with which means?

Today's intervention communication mainly relies upon radio solutions (air or ground vehicle equipment, personal handheld radios):

- Analog radios (80 or 400 MHz) with programmed channels for the various levels of communication.
- Radios and digital systems (Tetra, Tetrapol) with programmed communication groups and possibilities of wide communication. These solutions are under development and already deployed in some countries (Antares in France).

The optimization of use according to the role and conditions of intervention is made possible thanks to sound take/receive accessories:

- Remote micro systems clipped on the jacket or on the strap of the self contained breathing apparatus.
- Hands-free kit with sound take and ear-phones built in the helmet.
- System with hearing protection.



Branchmen

(inside or outside – F1 helmet + SCBA)
Internal communication and with rescue equipment chief

■ Micro, Osteo or FlexCom

Security pairs

(F1 helmet + SCBA)
Internal communication and with rescue equipment chief

■ Micro, Osteo or FlexCom

Truck driver/pump operator

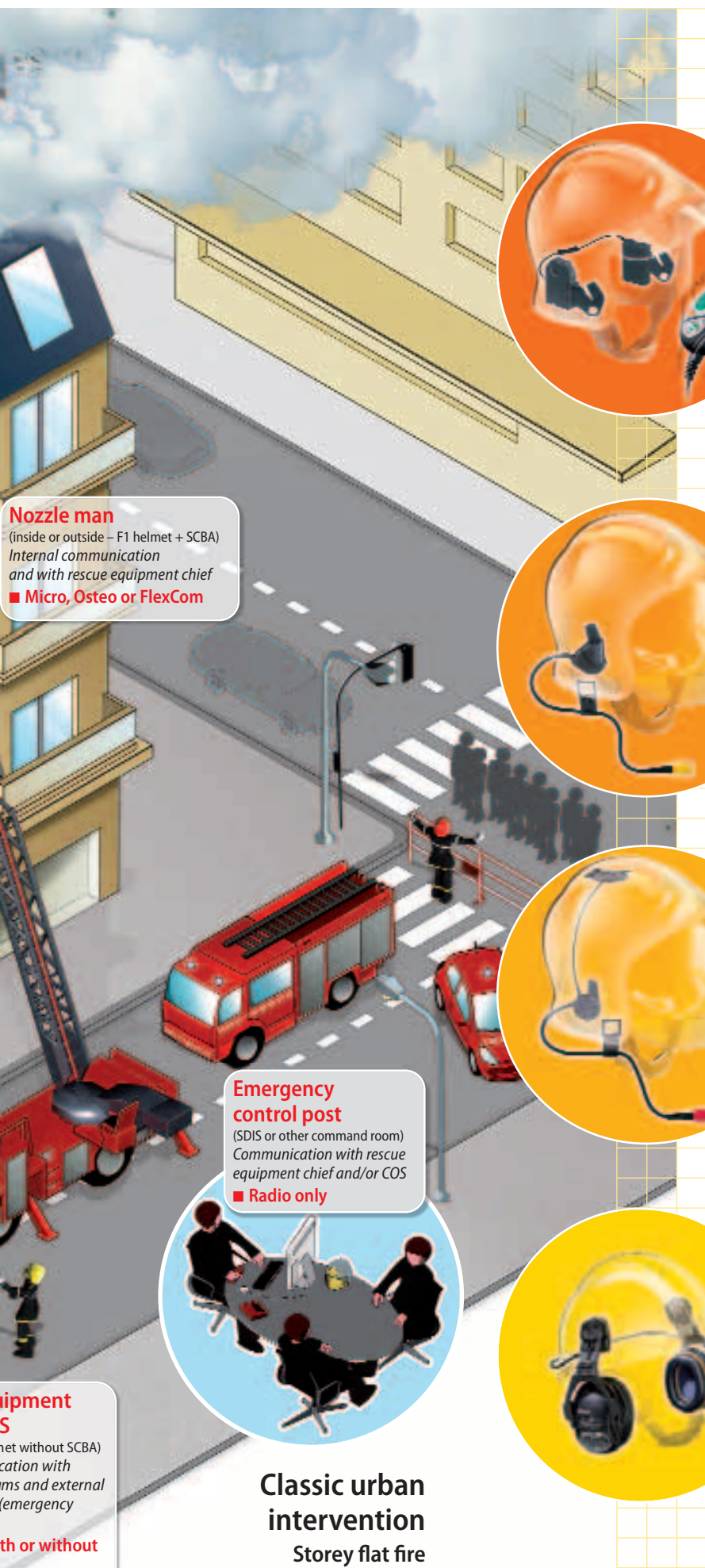
(F1 helmet or F2 X-TREM)
Direct outdoor communication with colleague
Communication with team and rescue equipment chief

■ F2 X-TREM with hearing protection / Communication

Rescue equipment chief or CO

(Outside – F1 helmet + SCBA)
Communication with intervention team
Communication with command post (management)

■ FlexCom with hearing protection headwear



Wireless Solution: **FLEXCOM**

This new concept allows doing without the cable that usually links head apparatus to PTT and ensures a secured wireless connection.

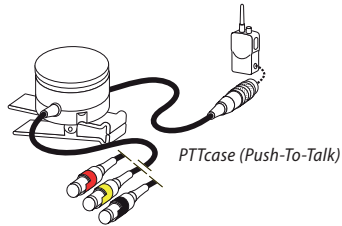
- Helmet module with microphone and speaker (3 AAA batteries or storage cells).
- Push-to-Talk FlexCom with remote micro, speaker and control of emergency calls (according to the radio).



Wire connection accessories

Micro

- Micro with bone transmission, one speaker (2 speakers optional).
- Filtration of ambient noises for intervention with SCBA or under very noisy environmental conditions.
- Simple Push-to-Talk for handheld radio connection.



Osteo

- Micro with bone transmission, one speaker (2 speakers optional).
- Filtration of ambient noises for intervention with SCBA or under very noisy environmental conditions.
- Simple Push-to-Talk for handheld radio connection.



Electronic hearing protection

- Filtering attenuation of ambient sounds, voice transmission (Cut-off system).
- Wire solutions with or without external PTT, Bluetooth solutions (cell phone connection).
- External inlet.



Nozzle man
(inside or outside – F1 helmet + SCBA)
Internal communication and with rescue equipment chief
■ **Micro, Osteo or FlexCom**

Emergency control post
(SDIS or other command room)
Communication with rescue equipment chief and/or COS
■ **Radio only**



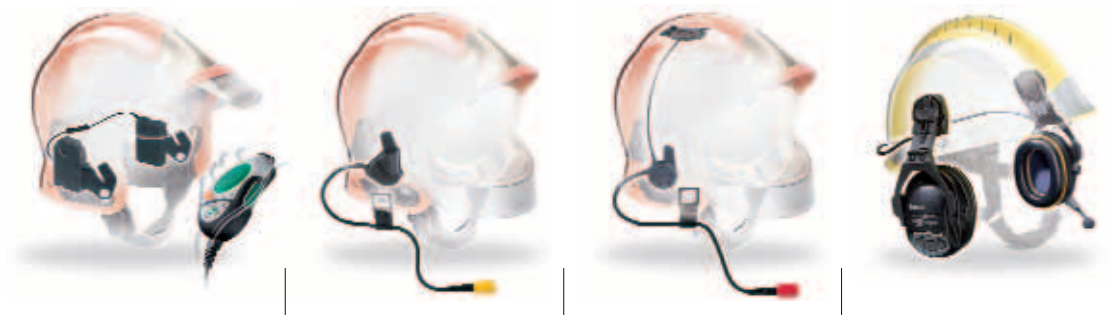
Equipment S
(helmet without SCBA)
Communication with rescue equipment and external (emergency)
■ **with or without**

Classic urban intervention
Storey flat fire



Technical Description

MSA GALLET solutions of communication are available for over 100 models of analog or digital radios. Don't hesitate to contact us.



FLEXCOM	Micro	Osteo	Hearing Protection X-TREM
----------------	--------------	--------------	----------------------------------

Helmet module – Headwear

Compatible with	F1, F2 X-TREM	F1, F2, F2 X-TREM	F1, F2, F2 X-TREM	F2 X-TREM
Sound inlet	Electret micro, omnidirectional	Electret micro, omnidirectional Optional micro flexible	Cranial micro, bone transmission	Flexible micro, directional
Loud speaker	1 speaker, 32 Ω	1 speaker, 32 Ω 2nd speaker optional		2 speakers
Power supply	3 AAA batteries or storage cells	Via PTT connection		2 AA batteries
Weight (Helmet module only)	90 g	55 g	55 g	350 g

PTT Module – Low part – Transmission

Connection with helmet module	Wireless with securized peering	Wireline – yellow self-break plug	Wireline – red self-break plug	Bluetooth (cell phone connection)
Power supply	Via radio, with 1 pile AA battery	Via radio, battery acc. to model		N/A
PTT-button	1 front button 1 side button	1 front button		Button located on the helmet module
Micro and speaker	Built-in	No		N/A
Volume control	Yes (acc. to radio)	No (radio control only)		Yes
Weight (PTT only)	260 g	170 g		N/A
Fitting	Grip	Grip or clip		N/A
Reference	Contact us	GA0103X1XXX*	GA0102X1XXX*	Contact us

* Proper reference according to the model of helmet and radio – Please contact us

Your direct contact

MSA EUROPE Regional Head Offices & Great Britain (www.msa-europe.com)

Northern Europe

MSA Nederland B.V., Hoorn
Phone +31 (229) 25 03 03
E-Mail info@msaned.nl

Central Europe

MSA AUER GmbH, Berlin
Phone +49 (30) 68 86-0
E-Mail info@msa-auer.de

Eastern Europe

MSA Safety Sp. z o.o., Warsaw
Phone +48 (22) 711-50 33
E-Mail mee@msa-europe.com

Southern Europe

MSA GALLET, Châtillon sur Chalaronne
Phone +33 (474) 55 01 55
E-Mail message@msa-gallet.fr

International Sales

MSA EUROPE, Berlin
Phone +49 (30) 68 86-555
E-Mail contact@msa-europe.com

Great Britain

MSA (Britain) Limited, Bellshill
Phone +44 (16 98) 57 33 57
E-Mail info@msabritain.co.uk

Subject to change without notice

ID 36-304.2 GB/02/01.11

